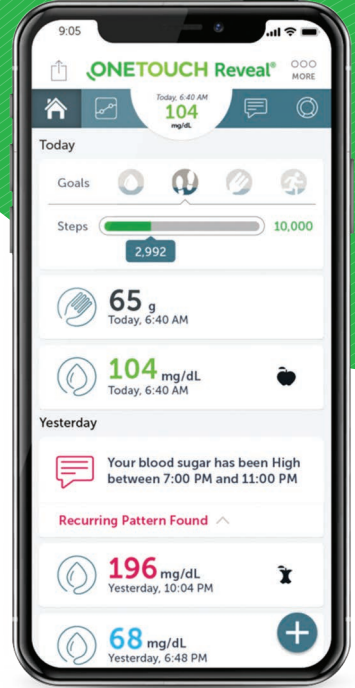




# Setting up the OneTouch Reveal® Mobile App

on iOS &  
Google Play




## Get the OneTouch Reveal® Mobile App

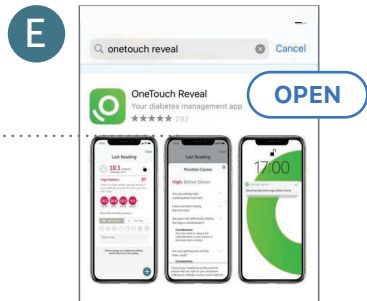


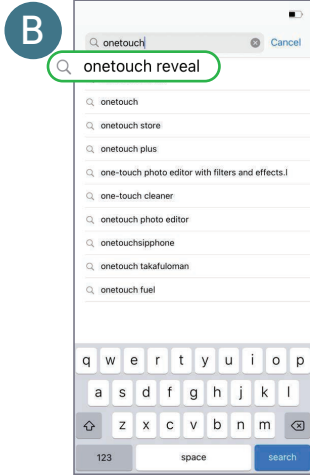
1. Open your mobile phone camera
2. Point to the QR CODE
3. Click on web link that opens
4. Install OneTouch Reveal® Mobile App
5. Open the App & Follow Instructions



**ONETOUCH®**

# Step 1: Download the mobile app

**A**  Find the App Store icon on your Apple device.



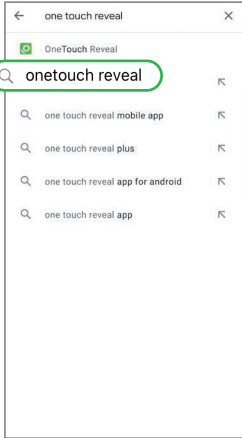
# Step 1: Download the mobile app

A

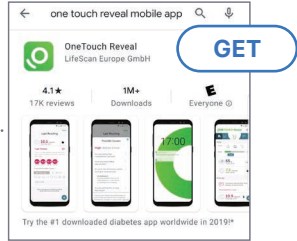


Find the Google Play icon on your Android device.


B



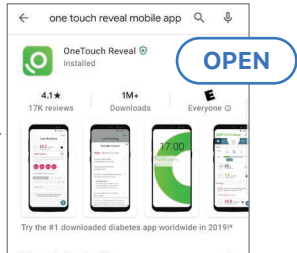
C



D



E



## Step 2: Create a OneTouch Reveal® account



A

Next

ONETOUCH Reveal®

Select a Country

Where do you live?

United Arab Emirates

Argentina

Belgie

Brasil

Canada

Česká

Chile

Colombia

Deutschland

España

France

India

Italia

Allow "OneTouch" to track your activity across other companies' apps and websites? This information will be used to deliver personalised ads to you.

Ask App not to Track

Allow

B

Next

ONETOUCH Reveal®

Select a Country

Where do you live?

Algeria

Argentina

Kingdom of Saudi Arabia

Brasil

Canada

Chile

Columbia

Česká republika

Deutschland

España

France

To benefit the most from all OneTouch Reveal® has to offer, select **Allow**. The app will send you notifications.

C

Back

I Agree

Consent to Process Personal/Sensitive Data

The information you will provide such as your contact details, your health data related to diabetes management as well as your choices regarding sharing your health data will be used by LifeScan, Inc., our affiliates, and our service providers, for the purposes of your registration and participation in the OneTouch Reveal® Application.

We may transfer the information for these purposes to our affiliate and service providers in other countries, including the United States, where data protection laws may differ from those of your country of residence. Our Privacy Policy further governs the use of the information you provide.

You can withdraw this consent at any time without stating any reasons by visiting Settings in the Application, or at the contacts provided in "Contact Us" section of our Privacy Policy.

D

Back

ONETOUCH Reveal®

Already Have an Account? Log In

Date of Birth

Email Address

Confirm Email Address

Password

Confirm Password

Clinic Code (optional)

Log In with Face ID

Keep Me Logged In

By creating an account, I confirm that I have read and agree to the Terms of Use and I have reached the legally required age which I reside.

I would like to receive diabetes related materials and promotional offers by and other related LifeScan companies

Continue

© 2019 LifeScan IP Holdings, LLC. This app

Sign up

ONETOUCH Reveal®

Already Have an Account? Log In

November 15, 1964 ✓

jsmith@email.com ✓

jsmith@email.com ✓

\*\*\*\*\* ✓

\*\*\*\*\* ✓

Clinic Code (optional) ⓘ

Log in with Face ID

Keep Me Logged In

By creating an account, I confirm that I have read, understand, and agree to the Terms of Use and Privacy Policy and that I have reached the age of 18.

I would like to receive diabetes related updates, marketing materials and promotional offers from LifeScan, Scansense Global and other related LifeScan companies via email.

Continue

© 2019 LifeScan IP Holdings, LLC. This application is provided for

# Step 2: Create a OneTouch Reveal® account



A

ONETOUCH Reveal®

Select a Country

Where do you live?

United Arab Emirates

Argentina

Belgium

Brasil

Canada

Česká

Chile

Colombia

Deutschland

España

France

India

Italia

Allow "OneTouch" to track your activity across other companies' apps and websites?

This information will be used to deliver personalised ads to you.

Ask App not to Track

Allow

B

ONETOUCH Reveal®

Select a Country

Where do you live?

Algeria

Argentina

Kingdom of Saudi Arabia

Brasil

Canada

Chile

Columbia

Česká republika

Deutschland

España

France

To benefit the most from all OneTouch Reveal® has to offer, select **Allow**. The app will send you notifications.

C

Back

I Agree

Consent to Process Personal/Sensitive Data

The information you will provide such as your contact details, your health data related to diabetes management as well as your choices regarding sharing your health data will be used by LifeScan, Inc., our affiliates, and our service providers, for the purposes of your registration and participation in the OneTouch Reveal® Application.

We may transfer the information for these purposes to our affiliate and service providers in other countries, including the United States, where data protection laws may differ from those of your country of residence. Our Privacy Policy further governs the use of the information you provide.

You can withdraw this consent at any time without stating any reasons by visiting Settings in the Application, or at the contacts provided in "Contact Us" section of our Privacy Policy.

D

ONETOUCH Reveal®

Already Have an Account? Log In

Date of Birth

Email Address

Confirm Email Address

Password

Confirm Password

Clinic Code (optional)

Log In with Fingerprint

Sign up

15 November 1964

jsmith@email.com

jsmith@email.com

\*\*\*\*\*

\*\*\*\*\*

By creating an account, I confirm that I have read, understood, and agree to the Terms of Use and Privacy Policy and that I have reached the legally required age of 18 in the jurisdiction in which I reside.

I would like to receive diabetes related updates, marketing materials and promotional offers from LifeScan Europe GmbH and other related LifeScan companies via email.

E

Opt-In

ONETOUCH Reveal®

Opt-In

You confirm that the information you provide may be used by LifeScan Europe GmbH, our affiliates and our service providers, to contact you. You may ask to be removed from our contact list by calling 8002440266, by sending a message to [service@lifescanMEA.com](mailto:service@lifescanMEA.com) or by following the unsubscribe instructions included in the email messages you receive. [Terms of Use](#) and [Privacy Policy](#)

Cancel

I Agree

# Step 3: Opt-In and select meter



A

**ONETOUCH Reveal®**

**Opt-in**

You confirm that the information you provide may be used by LifeScan Europe GmbH, our affiliates and our service providers, to contact you. You may ask to be removed from our contact list by calling 8002440266, by sending a message to [service@lifescanMFA.com](mailto:service@lifescanMFA.com) or by following the unsubscribe instructions included in the email messages you receive. [Terms of Use](#) and [Privacy Policy](#)

B

**Tell us about yourself**

To complete Sign Up, please tell us your gender and diabetes type.

First Name

Last Name

**Gender**

Male

Female

**Diabetes Type**

Type 1

Type 2

Gestational

C

**Tell us about yourself**

To complete Sign Up, please tell us your gender and diabetes type.

First Name  
Islam ✓

Last Name  
Abbas ✓

**Important**

Please make all treatment decisions based on the information from your meter and consult your healthcare professional for actions that are right for you.

Gestational

D

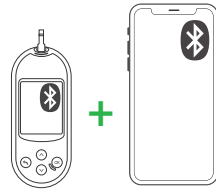


## Step 4: Pair the meter

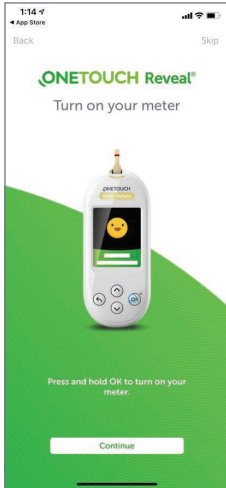


### IMPORTANT

Make sure that Bluetooth® is turned on the meter and smartphone



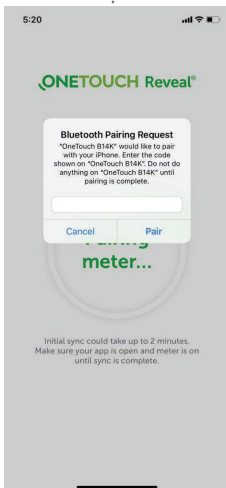
A



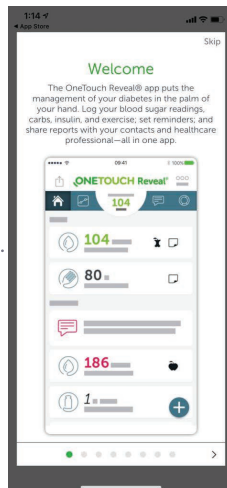
B



C



D

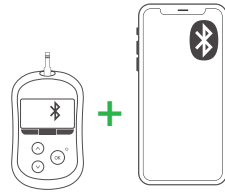


## Step 4: Pair the meter



### IMPORTANT

Make sure that Bluetooth® is turned on the meter and smartphone



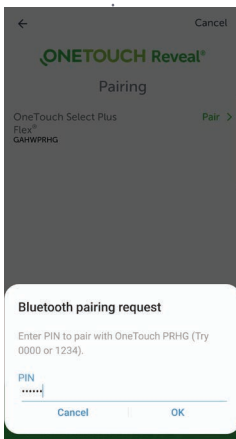
A



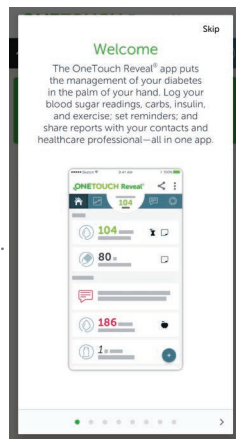
B



C



D



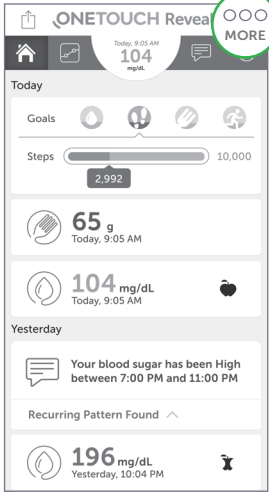


# Step 5: Share your progress with your healthcare professional

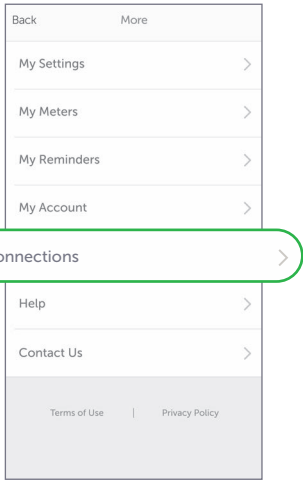


## Option 1: Use your healthcare professional's clinic code

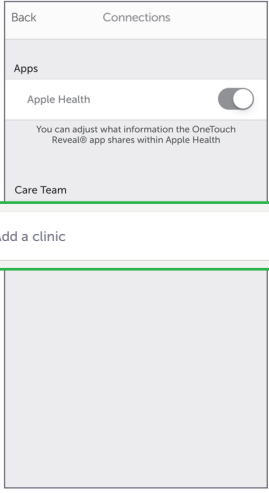
A



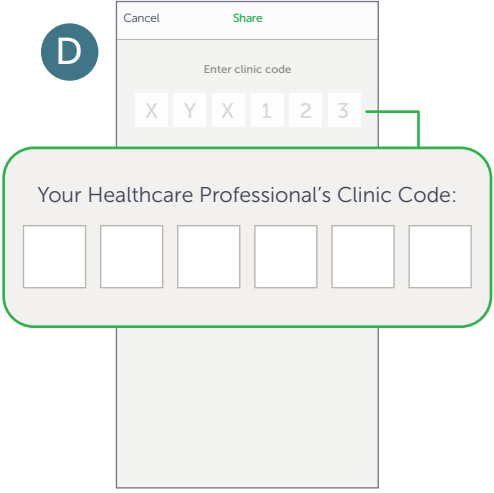
B



C



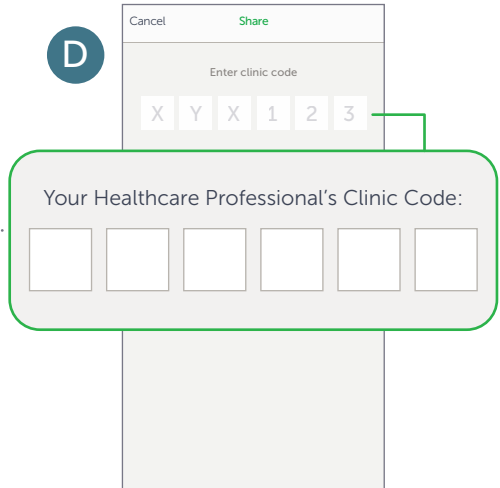
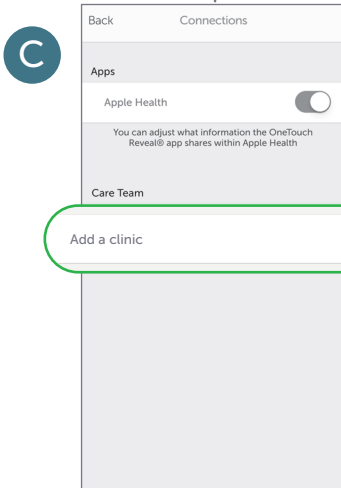
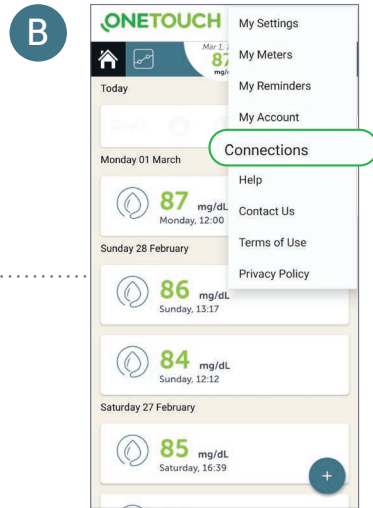
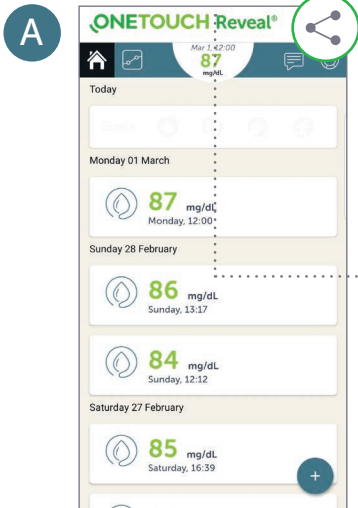
D



# Step 5: Share your progress with your healthcare professional




## Option 1: Use your healthcare professional's clinic code





# Make the most of every visit

Use the OneTouch Reveal® mobile app to share your progress with your healthcare professional.

1. After setup, tap  **More** and select Connections
2. Tap **Add a Clinic** and enter the Clinic Code provided by your care team and follow the rest of the on-screen instruction

## Your Healthcare Professional's Clinic Code



Get the Clinic Code from  
your HCP Today!



[service@onetouchmea.com](mailto:service@onetouchmea.com)



[www.OneTouchmea.com](http://www.OneTouchmea.com)  
[www.OneTouchReveal.me](http://www.OneTouchReveal.me)

Apple, the Apple logo, and iPhone are trademarks of Apple Inc., registered in the U.S. and other countries. App Store is a service mark of Apple Inc. Google Play is a trademark of Google Inc. The Bluetooth® word mark and logos are registered trademarks owned by Bluetooth SIG, Inc., and any use of such marks by LifeScan Scotland Ltd. is under license. Other trademarks and trade names are those of their respective owners.

© 2020 LifeScan IP Holdings, LLC GL-DMV-2100005  
MDAD004210061/ 30/04/22

**ONETOUCH**  
Reveal®